



RIVET COUNTER VERSION SHOWN

## OPERATOR™ HO SCALE THRALL 86' HIGH-CUBE DOUBLE-PLUG-DOOR BOXCAR

Thrall introduced an 86' Hi-Cube Boxcar for auto parts in 1964. Production continued until December of 1973 with many body, ladder, brake, and door variations among each series. The early versions featured roofwalks that were removed by the early 70s. Many lasted until the 2010s when they were retired after reaching their 50 year mandated retirement age. The new ScaleTrains **Operator™** HO Scale series model of the Thrall 86' Hi-Cube Boxcar captures the essence of these common autoparts boxcars while maintaining a value price point so you can build your unit train on a budget.

## ROADNAME AND ROAD NUMBER SPECIFIC SCALETRAINS

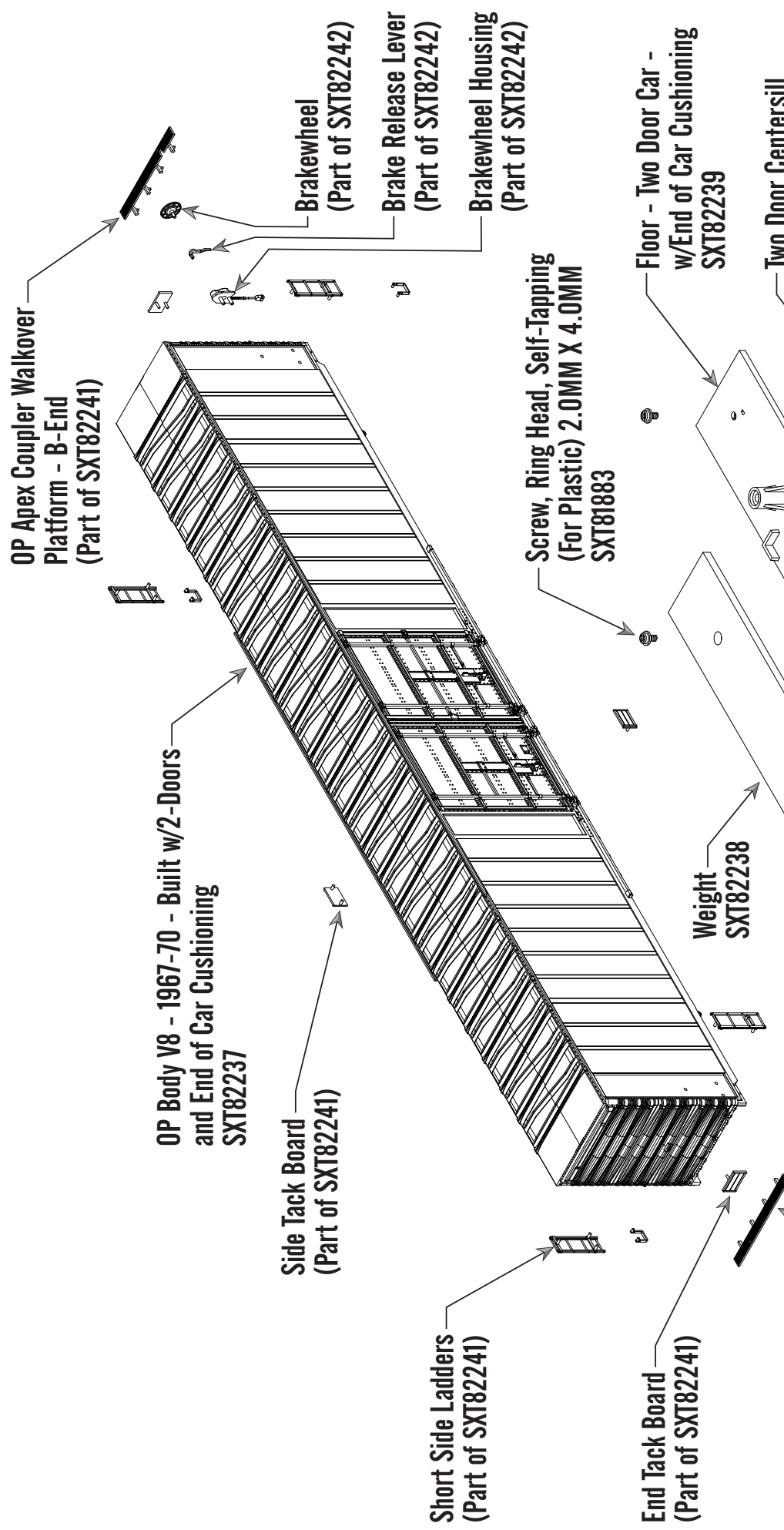
- Era: 1964 to 2010s
- Fully-assembled
- Multiple road numbers
- Car body side configuration: recessed panel - 10 panels - recessed panel - door opening - recessed panel - 10 panels - recessed panel; each panel has double welds on five-inch centers (double-door)
- Double 10' plug doors with two door hangers per door
- Molded on door rods and handles
- Molded on lower door track
- Tack boards mounted on side doors
- Short side ladders
- No roofwalk
- Low brake wheel and brake wheel housing
- Molded plastic full-width Morton (stamped round hole) coupler crossover platform
- Straight side sill
- Semi-scale coupler boxes
- Body-mounted plastic semi-scale Type E knuckle couplers
- FreightMaster 15" end of car cushioning
- Highly detailed Barber S-2 100-ton trucks with finely rendered raised foundry data
- 36" machined metal wheels with accurately profiled .110" wide wheel tread
- Operates on Code 70, 83 and 100 rail
- Simplified printing and lettering legible even under magnification
- Weighted to Industry standards for reliable operation
- Packaging safely stores model
- Detail kit available separately (SXT81985). Includes, coupler cut levers, trainline hoses, and more.
- Minimum radius: 22"
- Recommended radius: 24"

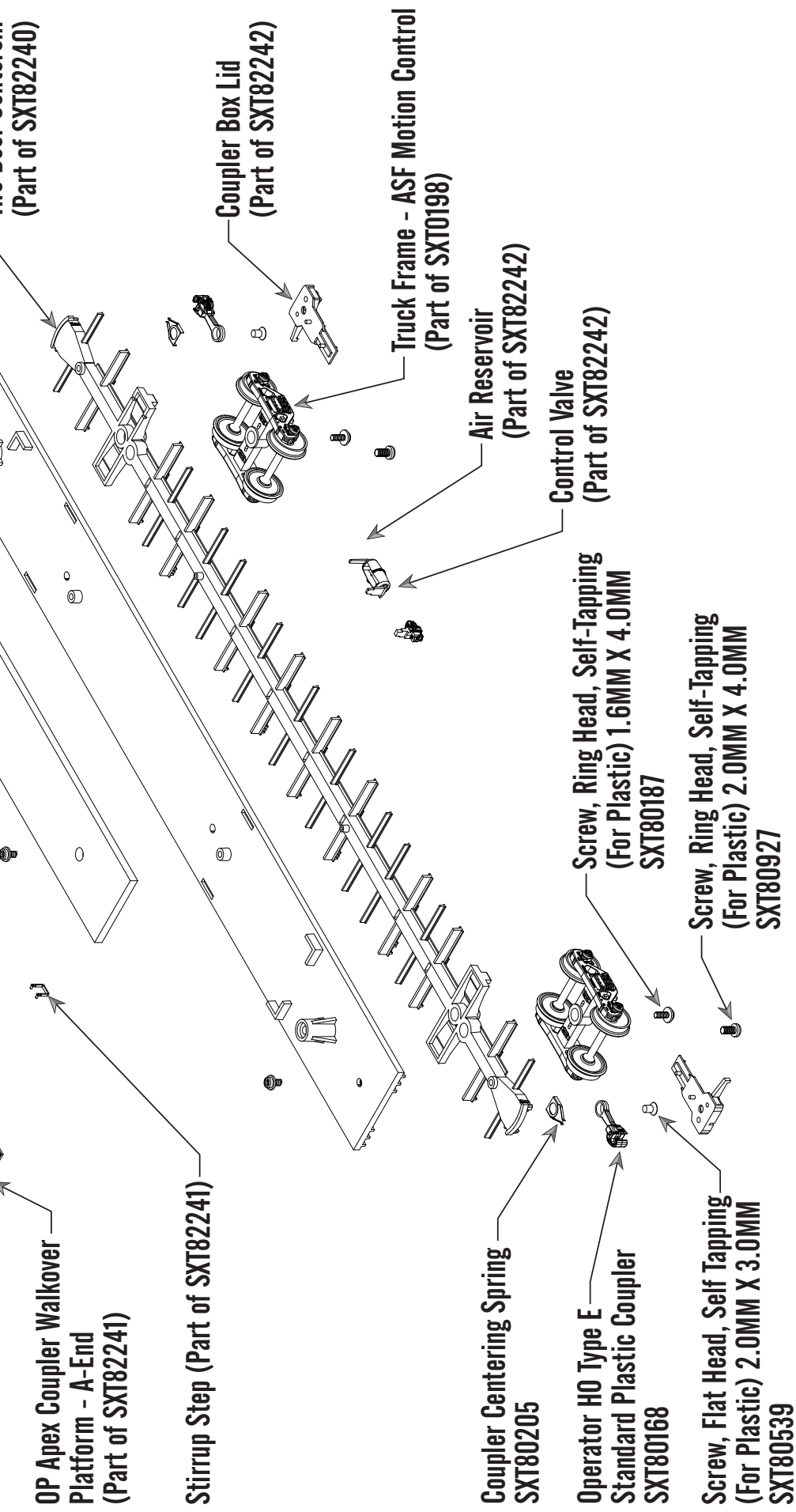
ScaleTrains • 4901 Old Tasso Rd NE, Cleveland, TN 37312 • [www.ScaleTrains.com](http://www.ScaleTrains.com)  
Toll-Free 844-9TRAINS • International 423-299-3689

WARNING: This product may contain a chemical known to the State of California to cause cancer or birth defects or other reproductive harm.  
© 2024 ScaleTrains.com, Inc., ScaleTrains, Operator and respective logos and slogans are trademarks of ScaleTrains.com, Inc.



SXT82205





# OPERATOR HO SCALE THRALL 86' HIGH-CUBE DOUBLE-PLUG-DOOR BOXCAR PARTS

SXT82205 Instructions for HO OP Thrall 86' Hi Cube Boxcar  
SXT82237 OP Body V8 - 1967-70 - Built w/2-Doors and End of Car Cushioning  
SXT82238 Weight  
SXT82239 Floor - Two Door Car - End of Car Cushioning  
SXT82240 Underframe Set  
SXT82241 Main Body Detail Set  
SXT80198 110-Ton Truck, ASF Motion Control  
SXT80539 Screw, Flat Head, Self Tapping (For Plastic) 2.0MM X 3.0MM

SXT80927 Screw, Round Head, Self Tapping (For Plastic), 2.0MM X 4.0MM  
SXT80187 Screw, Ring Head, Self-Tapping (For Plastic) 1.6MM X 4.0MM  
SXT81883 Screw, Ring Head, Self-Tapping (For Plastic) 2.0MM X 4.0MM  
SXT80205 Coupler Centering Spring  
SXT80206 Coupler Knuckle Spring  
SXT80168 Operator HO Type E Standard Plastic Coupler (2 pair)  
SXT80169 Operator HO Type E coupler - Plastic 6 Pr.

For a list of parts included in each parts set, see the exploded view.



## PRODUCT SUPPORT

U.S. 844-9TRAINS; 844-987-2467 Ext. 2  
International 423-299-3689  
Support@ScaleTrains.com



**www.ScaleTrains.com**


**SIGNUP FOR OUR WEEKLY NEWSLETTER**

**www.ScaleTrains.com/newsletter**



## ScaleTrains

4901 Old Tasso Rd NE,  
Cleveland, TN 37312 USA



**FOLLOW SCALETRAINS**



## WARRANTY POLICY

ScaleTrains.com, Inc. (ScaleTrains) warrants products purchased from our website to be free from defects in material and workmanship for a period of two (2) years from the date of purchase. Products purchased directly from ScaleTrains are automatically registered and a receipt is not required for proof of purchase.

ScaleTrains warrants products purchased from an authorized Select Retailer to be free from defects in material and workmanship for a period of one (1) year from the date of purchase. The warranty period can be extended to two (2) years by registering the product within 30 days of purchase on our website at [www.ScaleTrains.com/warranty](http://www.ScaleTrains.com/warranty). Be sure to retain the receipt as proof of purchase as it may be required in the event your model requires warranty service by our Service Center.

If the product fails during the limited warranty period, carefully pack the model in the original packaging. Be sure to include an explanation of the issue(s) along with your name, address, phone and email. If the product(s) were purchased from a Select Retailer, include a legible copy of the sales receipt.

Ship item(s) for repair to our Service Center at...

**ScaleTrains Service Center**  
**4901 Old Tasso Road NE**  
**Cleveland, TN 37312**

We recommend using a trackable shipping service. Shipping damage incurred on the way to our service center and costs associated with shipping are not covered under warranty.

Damages due to improperly storing, handling, or packaging are not covered under warranty.

If ScaleTrains.com deems the product to be defective, we will either (1) repair (2) replace the item, or (3) offer a store credit redeemable at ScaleTrains.com toward a future purchase. This determination is at the sole discretion of ScaleTrains.

ScaleTrains has the final decision on all warranty matters. The warranty policy is subject to change without notice.