



## RIVET COUNTER HO SCALE GUNDERSON 5188 COVERED HOPPER

Our **Rivet Counter™** brand strives to create the most accurately detailed model trains imaginable. The real-world counterpart is meticulously researched to ensure prototype fidelity. Each model features numerous factory applied parts including **roadname and road number specific details** whenever possible.

Railroads often transport grain in single cars or unit trains of covered hoppers. To make handling more efficient, designs have improved over time. One popular design is

the Gunderson-GIMSA/Concarril 5188cf Covered Hopper. This hopper is a large 3-bay car that measures 58' and can hold 5,188 cubic feet. It has trough-style loading hatches and metal or non-metal hatch covers. Each bay has a 30" x 30" outlet that can be customized for different commodities. The design has gone through changes since production began in 2007, including adjustments to the car sides, ribs, and pulling loops.

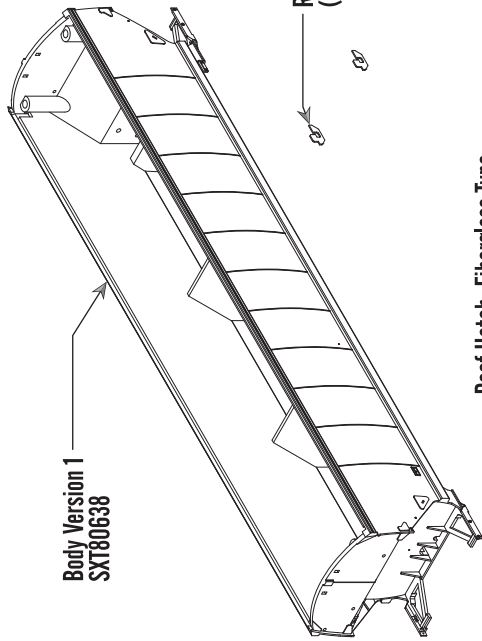
## ROADNAME AND ROAD NUMBER SPECIFIC SCALETRAINS

- Fully-assembled
- Multiple road numbers
- 12 panels, 10 intermediate panels, all the same width
- Roping eyes mounted on the stub sill near the stirrup steps
- Fiberglass ATP Quantum Plus Roof Hatches
- Miner AutoLok II Gravity/Pneumatic Outlet Gates for grain or plastic
- See-through photo-etched stainless-steel metal roofwalk with metal grab irons
- See-through photo-etched stainless-steel metal end crossover platforms
- Factory-applied ladders with metal rungs
- Photo etched metal stirrup steps
- Finely detailed brake plumbing, linkage, triple valve, cylinder, and actuator
- Brake wheel, stand, and chain
- Factory-applied wire trainline pipe with brackets
- Durable die-cast metal semi-scale Type E lower shelf knuckle couplers
- ASF Ride Control Trucks with finely rendered raised foundry data, rotating bearing caps, separate brake beams, and side bearing detail
- 33" machined metal wheels
- Accurately profiled .110" wide wheel tread
- Factory-applied shaker brackets, metal grab irons, coupler cut levers, and trainline hoses with silver gladhands
- Conspicuity stripes
- Printing and lettering legible even under magnification
- Weighted to Industry standards for reliable operation
- Operates on Code 70, 83 and 100 rail
- Packaging safely stores model
- Minimum radius: 18"
- Recommended radius: 22"


ScaleTrains • 4901 Old Tasso Rd NE, Cleveland, TN 37312 • [www.ScaleTrains.com](http://www.ScaleTrains.com)  
Toll-Free 844-9TRAINS • International 423-299-3689

WARNING: This product may contain a chemical known to the State of California to cause cancer or birth defects or other reproductive harm.  
© 2023 ScaleTrains.com, Inc., ScaleTrains, Rivet Counter and respective logos and slogans are trademarks of ScaleTrains.com, Inc.





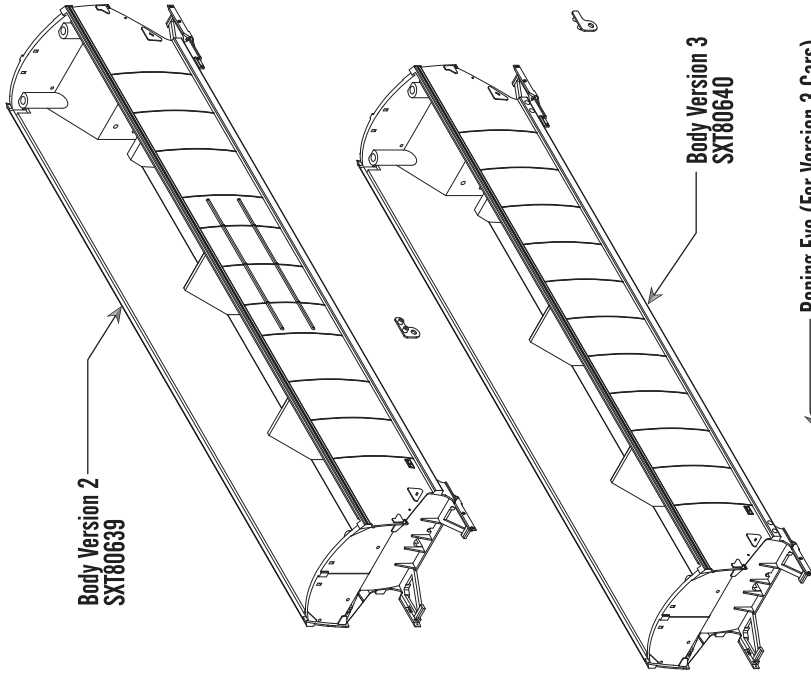
Roping Eye (For Version 1, 2 Cars)  
(Part of SXT80643)



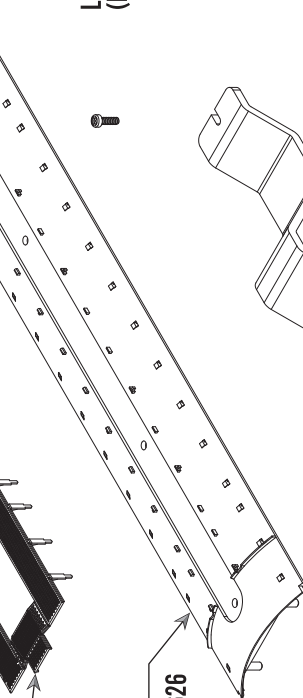
Roof Hatch, Metal Type  
(Part of SXT80628)

Roofwalk Grabiron  
(Part of SXT80642)

Roofwalk-Metal  
(Part of SXT80642)



Roping Eye (For Version 3 Cars)  
(Part of SXT80643)



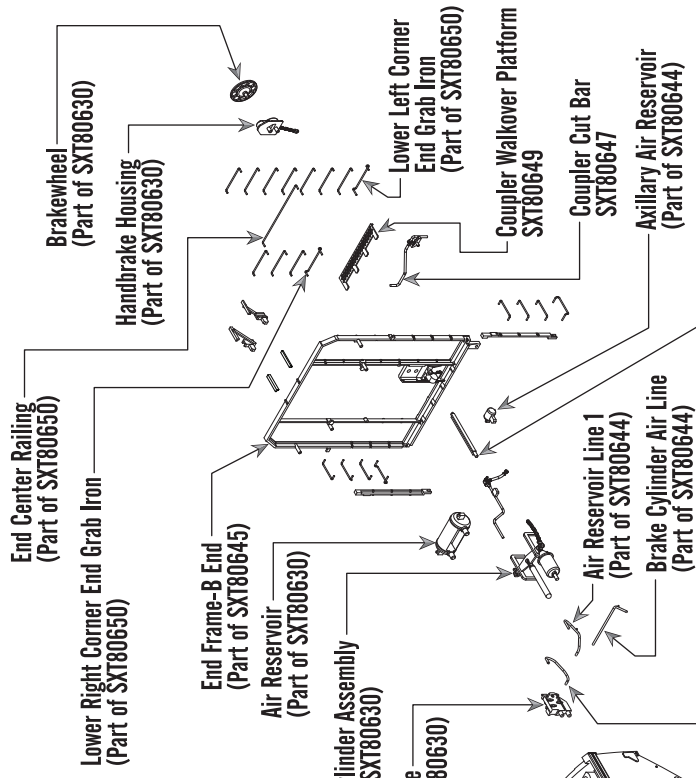
Screw, Round Head, For Plastic, 1.6 X 5.0MM  
SXT80636

Weight  
SXT80625

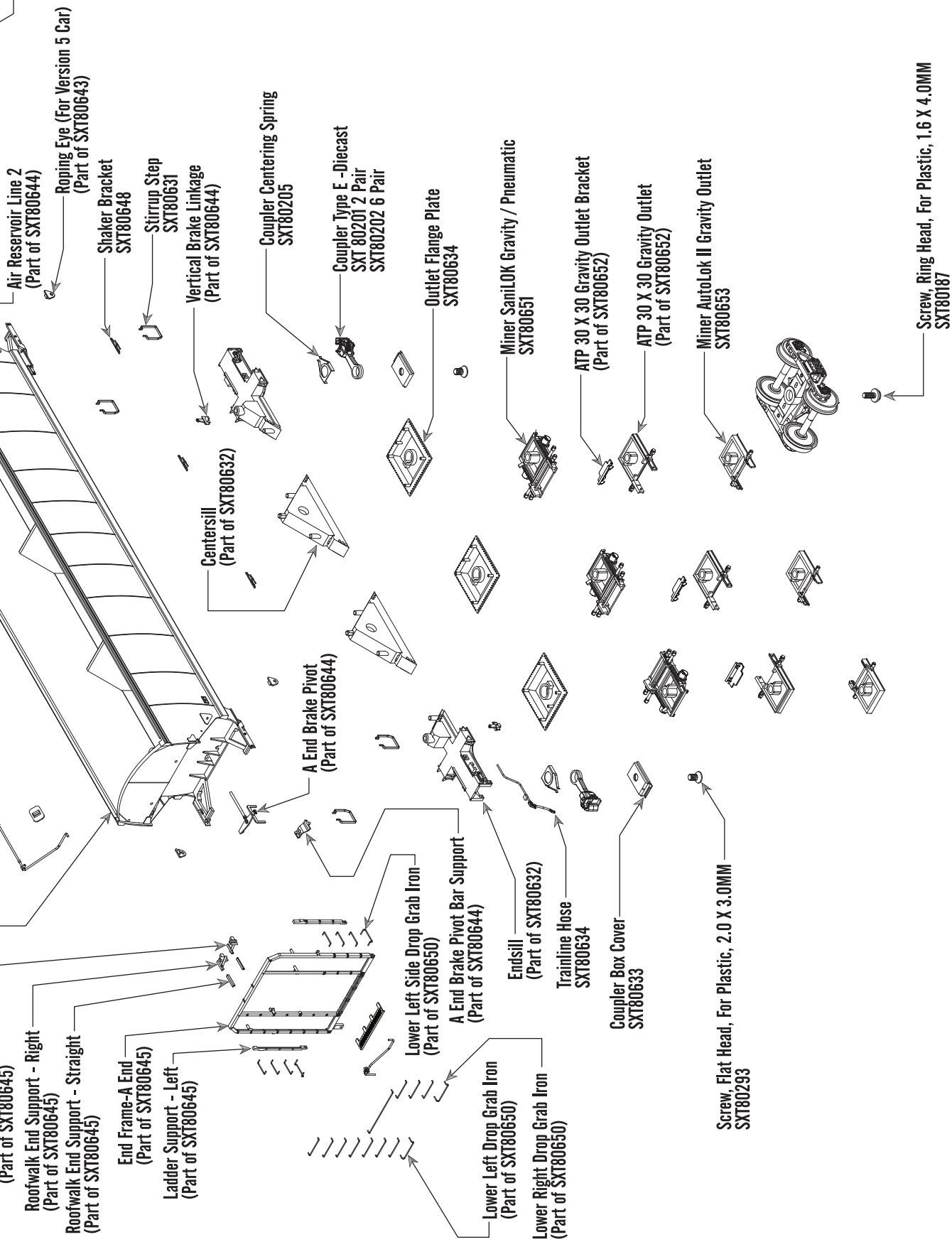
Trainline  
SXT80646

Body Version 5  
SXT80641

Roofwalk End Support - Left



B End Cage Support  
(Part of SXT80629)



# RIVET COUNTER HO SCALE GUNDERSON 5188 COVERED HOPPER PARTS LIST

SXT80625 Weight  
SXT80626 Roof  
SXT80628 Roof Hatch Set  
SXT80631 Stirrup Step  
SXT80632 Centersill Set  
SXT80633 Coupler Cover  
SXT80634 Outlet Flange  
SXT80635 Screw, Round Head, 1.6 X 5.0MM  
SXT80638 Body - Version 1 Rivet Counter  
SXT80639 Body - Version 2 Rivet Counter  
SXT80640 Body - Version 3 Rivet Counter

SXT80641 Body - Version 5 Rivet Counter  
SXT80642 Roofwalk Assembly  
SXT80643 Roping Eye Set  
SXT80644 Brake Detail Set  
SXT80645 End Cage Assembly Set  
SXT80646 Trainline  
SXT80647 Coupler Cut Bar  
SXT80648 Shaker Bracket  
SXT80649 Coupler Walkover Platform  
SXT80650 Grab Iron Set  
SXT80651 Miner SaniLok Gravity/  
Pneumatic Outlet

SXT80652 ATP 30 X 30 Gravity Outlet  
SXT80653 Miner Autolock Gravity Outlet  
SXT80654 Trainline Hose  
SXT80636 Screw, Round Head, 1.6 X 5.0MM  
SXT80693 Screw, Flat Head 1.6 X 4.0MM  
SXT80187 Screw, Ringed Head 1.6 X 4.0MM  
SXT80185 Truck Assembly, ASF Motion  
Control Super Service, 110 Ton,  
.110" Wheel Tread - Rivet Counter  
(2 Pair)

For a list of parts included in each parts set, see the exploded view.

## ADDITIONAL PARTS AVAILABLE

SXT80201 Type E Coupler, Diecast 2-pair  
SXT80202 Type E Coupler, Diecast 6-pair  
SXT80205 Coupler Centering Spring  
SXT80206 Coupler Knuckle Spring

SXT80207 Truck Assembly, ASF Motion Control Super Service 110 Ton, .088"  
Tread - Rivet Counter (2 pair)

SXT80211 Rivet Counter Wheelset 36" .088" Tread - 8 pack

SXT80212 Rivet Counter Wheelset 36" .110" Tread - 8 pack

SXT80213 Rivet Counter Freight Car Truck Bearing Caps ASF Super Service - 8 per package



### PRODUCT SUPPORT

U.S. 844-9TRAINS; 844-987-2467 Ext. 2  
International 423-299-3689  
Support@ScaleTrains.com



**www.ScaleTrains.com**

**SIGNUP FOR OUR WEEKLY NEWSLETTER**

**www.ScaleTrains.com/newsletter**



### ScaleTrains

4901 Old Tasso Rd NE,  
Cleveland, TN 37312 USA



**FOLLOW SCALETRAINS**



## WARRANTY POLICY

ScaleTrains.com, Inc. (ScaleTrains) warrants products purchased from our website to be free from defects in material and workmanship for a period of two (2) years from the date of purchase. Products purchased directly from ScaleTrains are automatically registered and a receipt is not required for proof of purchase.

ScaleTrains warrants products purchased from an authorized Select Retailer to be free from defects in material and workmanship for a period of one (1) year from the date of purchase. The warranty period can be extended to two (2) years by registering the product within 30 days of purchase on our website at [www.ScaleTrains.com/warranty](http://www.ScaleTrains.com/warranty). Be sure to retain the receipt as proof of purchase as it may be required in the event your model requires warranty service by our Service Center.

If the product fails during the limited warranty period, carefully pack the model in the original packaging. Be sure to include an explanation of the issue(s) along with your name, address, phone and email. If the product(s) were purchased from a Select Retailer, include a legible copy of the sales receipt.

Ship item(s) for repair to our Service Center at...

**ScaleTrains Service Center**  
4901 Old Tasso Road NE  
Cleveland, TN 37312

We recommend using a trackable shipping service. Shipping damage incurred on the way to our service center and costs associated with shipping are not covered under warranty.

Damages due to improperly storing, handling, or packaging are not covered under warranty.

If ScaleTrains.com deems the product to be defective, we will either (1) repair (2) replace the item, or (3) offer a store credit redeemable at ScaleTrains.com toward a future purchase. This determination is at the sole discretion of ScaleTrains.

ScaleTrains has the final decision on all warranty matters. The warranty policy is subject to change without notice.