



## RIVET COUNTER HO SCALE BETHGON COAL GONDOLA

Our **Rivet Counter™** brand strives to create the most accurately detailed model trains imaginable. The real-world counterpart is meticulously researched to ensure prototype fidelity. Each model features numerous factory applied parts including **railroad, road number, and era-specific™** details whenever possible.

In 1997, Conrail made 600 Bethgons at the Hollidaysburg Car Shop from engineering drawings provided by Johnstown America. These were 4100 cubic-foot cars with a 116-ton coal capacity, classified as Conrail class G52X. After Conrail was broken up, their ownership was transferred to Norfolk Southern and continue to be used by the Class I carrier, being found in almost every NS coal train.

## ROADNAME AND ROAD NUMBER SPECIFIC SCALETRAINS

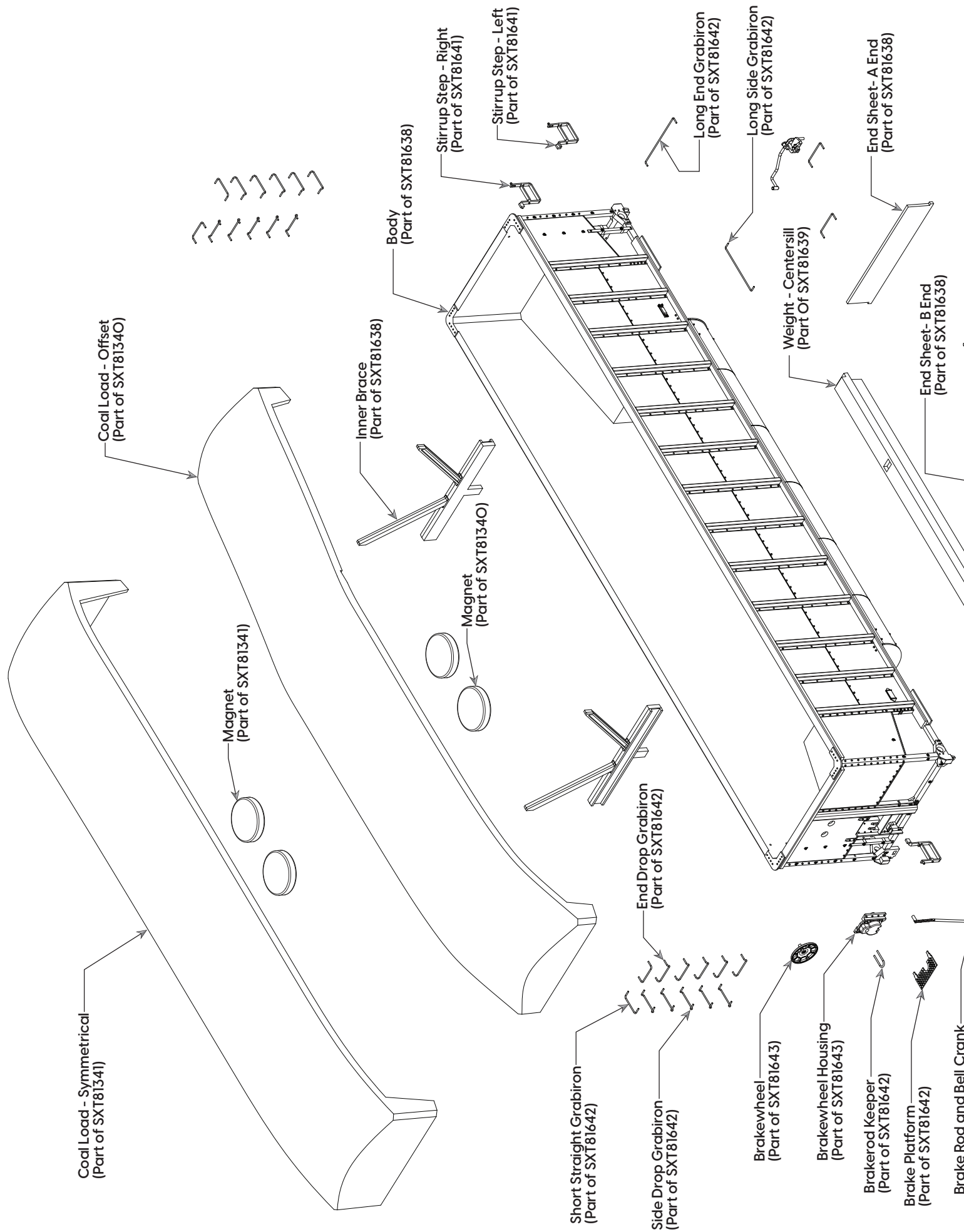
- Fully assembled
- Multiple road numbers
- Body comprised of several parts including the main body, separate end sheets for both the A and B car end, side bearing contact plates, and two internal braces
- Separate brake detail including brake cylinder and arm, air reservoir, control valve, brake wheel, brake wheel housing, brake wheel housing rod, and wireform brake wheel housing rod guide
- Plastic and wire form brake plumbing including auxiliary reservoir pipe, emergency reservoir pipe, branch pipe, and brake cylinder pipe
- Wire form retainer valve rod and photo-etched retainer valve rod supports
- Factory-applied metal grab irons, coupler cut levers, and trainline hoses
- Intricate brake plumbing
- Photo-etched stainless-steel see-through end crossover platforms
- 32 wire form grab irons
- Diecast center sill
- Diecast end frame floors with integral coupler box
- ASF Motion Control 100-ton trucks with rotating bearing caps
- Coupler bars
- Trainline hoses
- SXT81340 offset and SXT81341 symmetrical coal loads sold separately
- Minimum radius: 18"
- Recommended radius: 22"
- Printing and lettering legible even under magnification
- Accurately profiled .110" wheels
- Weighted to Industry standards for reliable operation
- Operates on Code 70, 83, and 100 rail
- Packaging safely stores model

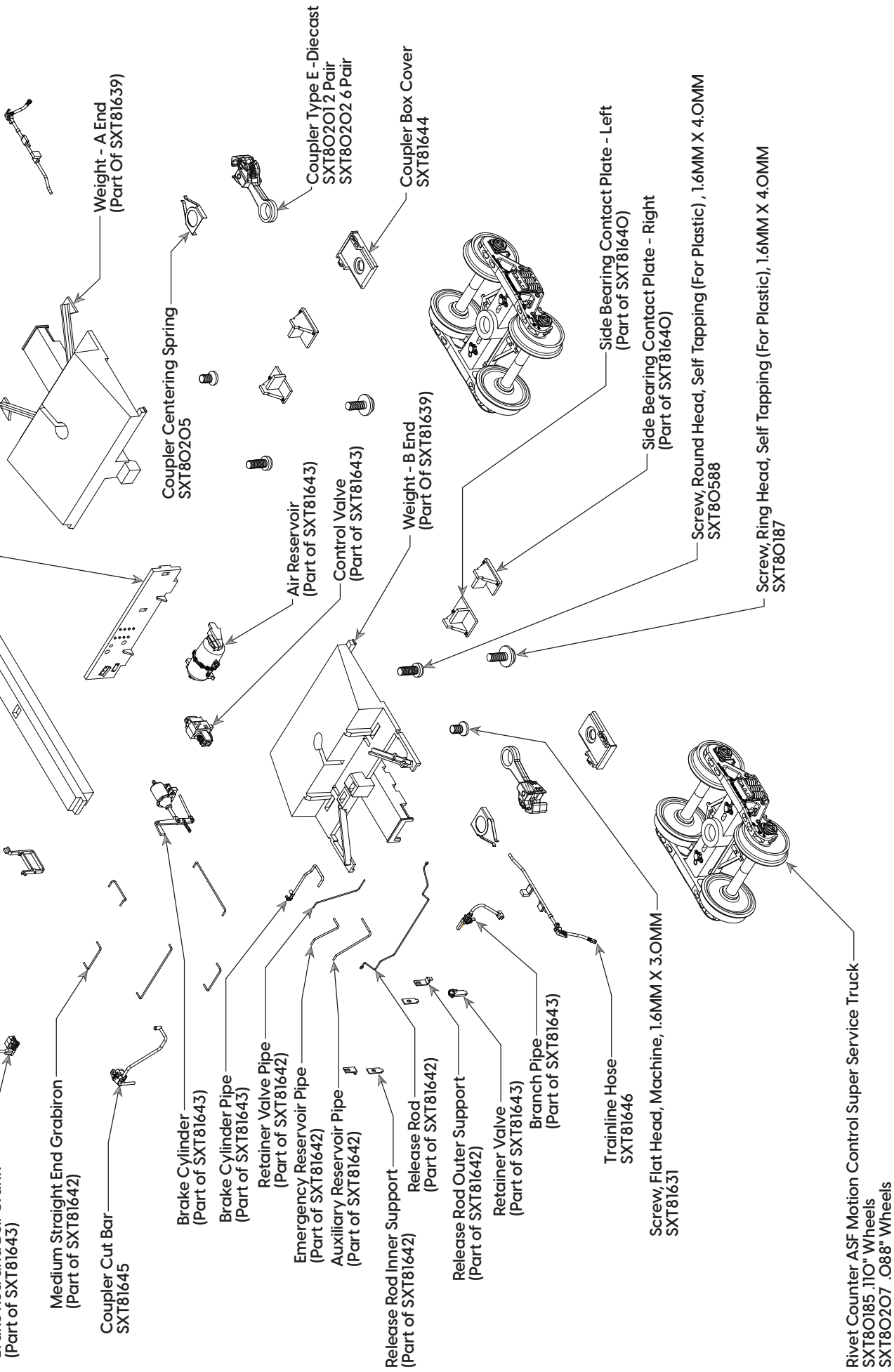
ScaleTrains • 4901 Old Tasso Rd NE, Cleveland, TN 37312 • [www.ScaleTrains.com](http://www.ScaleTrains.com)  
Toll-Free 844-9TRAINS • International 423-299-3689

WARNING: This product may contain a chemical known to the State of California to cause cancer or birth defects or other reproductive harm.  
© 2023 ScaleTrains.com, Inc., ScaleTrains, Rivet Counter and respective logos and slogans are trademarks of ScaleTrains.com, Inc.



SXT81769





# RIVET COUNTER HO SCALE BETHGON COAL GONDOLA PARTS LIST

SXT81647 Instruction Sheet

SXT81638 Body Assembly

SXT81639 Weight Set

SXT81640 Side Bearing Contact Plate Set

SXT81641 Stirrup Step Set

SXT81642 Metal Parts Set

SXT81643 Brake Parts Set (Plastic Parts)

SXT81644 Coupler Box Cover

SXT81645 Coupler Cut Bar

SXT81646 Trainline Hose

SXT80185 Rivet Counter ASF Motion Control Super Service Truck With .110" Wheels

SXT80187 Screw, Ring Head, Self Tapping (For Plastic), 1.6MM X 4.0MM

SXT80588 Screw, Round Head, Self Tapping (For Plastic) 1.6MM X 4.0MM

SXT81637 Screw, Flat Head, Machine 1.6 X 3.0MM

For a list of parts included in each parts set, see the exploded view.

## ADDITIONAL PARTS AVAILABLE

SXT80201 Type E Coupler - Die Cast 2 pr.

SXT80202 Type E Coupler - Die Cast 6 pr.

SXT80205 Coupler Center Spring

SXT80206 Coupler Knuckle Spring

SXT80207 Rivet Counter ASF Motion Control Super

Service Truck With .088" Wheels (2 Pair)

SXT80211 Rivet Counter Wheelset 36" .088" Tread - 8 Pack

SXT80212 Rivet Counter Wheelset 36" .110" Tread - 8 Pack

SXT81340 Coal Load Set - Offset

SXT81341 Coal Load Set - Symmetrical



### PRODUCT SUPPORT

U.S. 844-9TRAINS; 844-987-2467 Ext. 2

International 423-299-3689

Support@ScaleTrains.com



**www.ScaleTrains.com**


**SIGNUP FOR OUR WEEKLY NEWSLETTER**

**www.ScaleTrains.com/newsletter**



### ScaleTrains

4901 Old Tasso Rd NE,  
Cleveland, TN 37312 USA



**FOLLOW SCALETRAINS**



## WARRANTY POLICY

ScaleTrains.com, Inc. (ScaleTrains) warrants products purchased from our website to be free from defects in material and workmanship for a period of two (2) years from the date of purchase. Products purchased directly from ScaleTrains are automatically registered and a receipt is not required for proof of purchase.

ScaleTrains warrants products purchased from an authorized Select Retailer to be free from defects in material and workmanship for a period of one (1) year from the date of purchase. The warranty period can be extended to two (2) years by registering the product within 30 days of purchase on our website at [www.ScaleTrains.com/warranty](http://www.ScaleTrains.com/warranty). Be sure to retain the receipt as proof of purchase as it may be required in the event your model requires warranty service by our Service Center.

If the product fails during the limited warranty period, carefully pack the model in the original packaging. Be sure to include an explanation of the issue(s) along with your name, address, phone and email. If the product(s) were purchased from a Select Retailer, include a legible copy of the sales receipt.

Ship item(s) for repair to our Service Center at...

**ScaleTrains Service Center**

**4901 Old Tasso Road NE**

**Cleveland, TN 37312**

We recommend using a trackable shipping service. Shipping damage incurred on the way to our service center and costs associated with shipping are not covered under warranty.

Damages due to improperly storing, handling, or packaging are not covered under warranty.

If ScaleTrains.com deems the product to be defective, we will either (1) repair (2) replace the item, or (3) offer a store credit redeemable at ScaleTrains.com toward a future purchase. This determination is at the sole discretion of ScaleTrains.

ScaleTrains has the final decision on all warranty matters. The warranty policy is subject to change without notice.