



PRODUCT MANUAL



KIT CLASSICS HO SCALE EVANS 5100 RBL DD BOX CAR

Relive the Golden Years of model railroading with **Kit Classics™** freight car kits. When you assemble these simple kits, you'll rediscover fond memories of power packs, sectional track, shake-the-box kits, and dreams of creating your own model railroad empire. Kit Classics freight cars are perfect for sharing this timeless tradition with the next generation of model railroaders. All that's needed for assembly is a Phillips screwdriver, glue, and a few minutes to build.

The Evans 5100 cu. Ft. Insulated Double-Plug-Door Boxcar was created to meet the growing needs of shippers in the late 1960s. It had heavy interior insulation and an optional internal load restraint system, leading to its classification as "RBL" by the

AAR. The boxcar aimed to protect cargo from harsh weather and temperature changes without relying on refrigeration or heating equipment.

The boxcar had a 16' wide door opening for easy loading and unloading, and its closed double-plug-doors provided an airtight opening. It had cushioned underframes, making it ideal for shippers of delicate items like canned goods, bottled products, and foodstuffs. It was also useful for shippers of finished lumber, such as wood veneers, who wanted to avoid damage during transit. The Evans 5100cf Boxcar prevented warpage and other damages that could occur during transportation using regular boxcars or flatcars.



PRODUCT SUPPORT

U.S. 844-9TRAINS; 844-987-2467 Ext. 2
International 423-299-3689
Support@ScaleTrains.com



ScaleTrains

4901 Old Tasso Rd NE,
Cleveland, TN 37312 USA



www.ScaleTrains.com

SIGNUP FOR OUR WEEKLY NEWSLETTER
www.ScaleTrains.com/newsletter

WARRANTY POLICY

ScaleTrains.com, Inc. (ScaleTrains) warrants products purchased from our website to be free from defects in material and workmanship for a period of two (2) years from the date of purchase. Products purchased directly from ScaleTrains are automatically registered and a receipt is not required for proof of purchase.

ScaleTrains warrants products purchased from an authorized Select Retailer to be free from defects in material and workmanship for a period of one (1) year from the date of purchase. The warranty period can be extended to two (2) years by registering the product within 30 days of purchase on our website at www.ScaleTrains.com/warranty. Be sure to retain the receipt as proof of purchase as it may be required in the event your model requires warranty service by our Service Center.

If the product fails during the limited warranty period, carefully pack the model in the original packaging. Be sure to include an explanation of the issue(s) along with your name, address, phone and email. If the product(s) were purchased from a Select Retailer, include a legible copy of the sales receipt.

Ship item(s) for repair to our Service Center at...

ScaleTrains Service Center

4901 Old Tasso Road NE
Cleveland, TN 37312

We recommend using a trackable shipping service. Shipping damage incurred on the way to our service center and costs associated with shipping are not covered under warranty.

Damages due to improperly storing, handling, or packaging are not covered under warranty.

If ScaleTrains.com deems the product to be defective, we will either (1) repair (2) replace the item, or (3) offer a store credit redeemable at ScaleTrains.com toward a future purchase. This determination is at the sole discretion of ScaleTrains.

ScaleTrains has the final decision on all warranty matters. The warranty policy is subject to change without notice.

ScaleTrains • 4901 Old Tasso Rd NE, Cleveland, TN 37312 • www.ScaleTrains.com

Toll-Free 844-9TRAINS • International 423-299-3689

WARNING: This product may contain a chemical known to the State of California to cause cancer or birth defects or other reproductive harm.
© 2023 ScaleTrains.com, Inc., ScaleTrains, Rivet Counter and respective logos and slogans are trademarks of ScaleTrains.com, Inc.



SXT80160

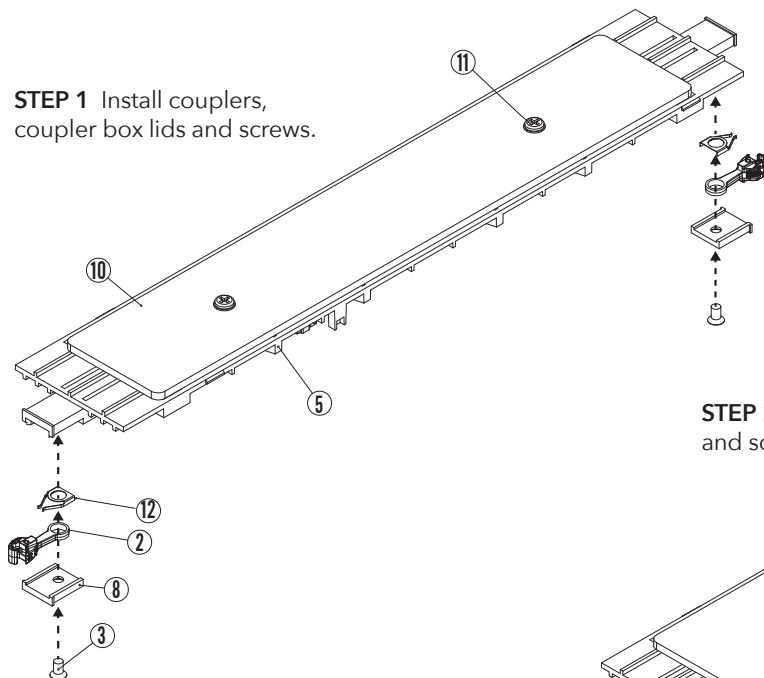
As with any model kit, before you start the assembly, take few moments to familiarize yourself with the various parts of the kit. Assembly is easy and straight forward. You will need the following tools.

1. Sharp hobby knife
2. Small Phillips screwdriver
3. Hobby glue for bonding plastic parts
4. Small tweezers

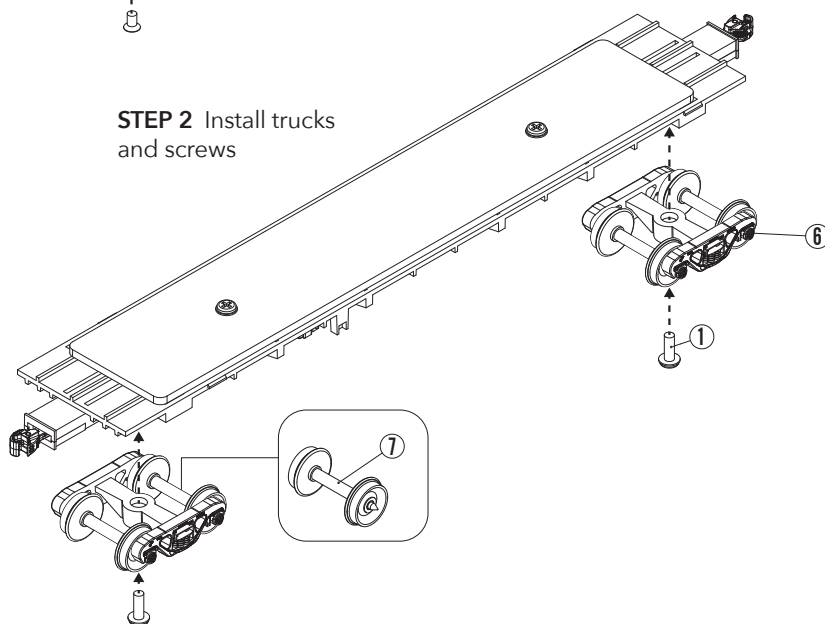
KIT CLASSICS HO SCALE EVANS 5100 RBL DD BOX CAR PARTS LIST

SXT80171 Screw 2.1mm x 6.0mm
 COUPLER E Type Coupler Assy - Plastic
 SXT80170 Screw 2.0mm X 3.5mm
 SXT80161 Evans 5100cf Insulated DPD Boxcar Body, Stanray
 SXT80162 Underframe
 SXT80163 Truck Assembly, ASF Ride Control, 70T, Kit Classics Line
 SXT80164 Wheelset, Kit Classics Line 33" Wheels
 SXT80165 Coupler cover
 SXT80166 Handbrake wheel
 SXT80167 Weight
 SXT80172 Screw 2.0mm X 4.0mm
 SXT80205 Coupler Centering Spring

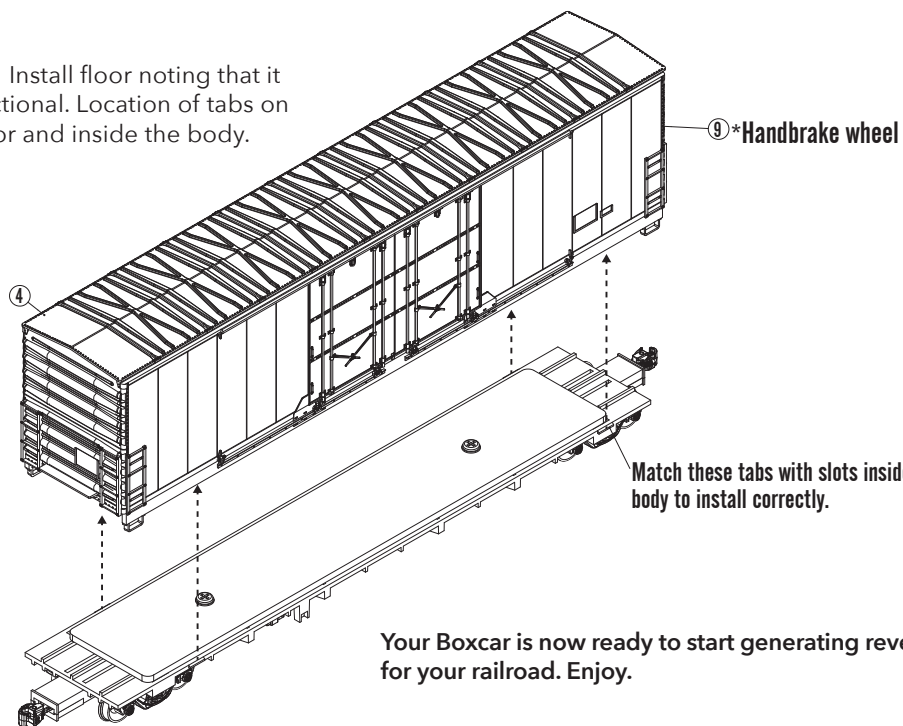
STEP 1 Install couplers, coupler box lids and screws.



STEP 2 Install trucks and screws



STEP 3 Install floor noting that it is directional. Location of tabs on the floor and inside the body.



Your Boxcar is now ready to start generating revenue for your railroad. Enjoy.



FOLLOW SCALETRAINS

